




# This week in Raccoon class...



We have had another great week in Raccoon class. The children have really settled in now and are becoming familiar with our classroom routines and rules.

We have now finished our first focus text, **The Colour Monster**. The children are now displaying their feelings using the coloured zone descriptions and have started using their lollypop sticks to share how they are feeling with the rest of the class. Our new focus text is **Happy Birthday Maisy**, and we will be completing a variety of exciting learning tasks related to this, including having our very own birthday party!



Congratulations to Freya and Harmony on receiving our 'respect' star learner awards last week.













This week's new phonic sounds are on the next page. Please practise these sounds with your child. When they are able to recall them we can focus on blending tasks and a worded book will be sent home.

Our maths focus is subitising; when children say how many there are in a small group of objects by just 'seeing' and knowing straightaway without needing to count - like on the face of a dice.

We still have six parents who have not activated their Tapestry accounts - if you need help, please ask.

Please remember to check out our class page on the website - we regularly add lots of useful information there.

# Week beginning: 26<sup>th</sup> September 2022

Grapheme and mnemonic	Picture card	Pronunciation phrase	Formation phrase
 	 <p>goat</p>	Give me a big smile that shows your teeth; press the middle of your tongue to the top and back of your mouth; push your tongue down and forward to make the g sound g g g	Round the goat's face, up to his ear; down and curl under his chin.
 	 <p>octopus</p>	Make your mouth into round shape and say o o o	All around the octopus.
 	 <p>cat</p>	Open your mouth into a little smile; make your tongue flat and move it up towards the top of your mouth to say c c c	Curl around the cat.
 	 <p>kite</p>	Open your mouth into a little smile; make your tongue flat and move it up towards the top of your mouth to say k k k	Down the kite, up and across, back and down to the corner.