



# This week in Raccoon class...



We had a fantastic first full week of learning last week; the children coped well with staying for lunch each day and although we could tell how tired some were, they managed to stay until 3.15pm! We started our first focus text, **The Colour Monster**, and we will continue with it this week. This story explores our feelings as colours and links nicely to our whole school approach of the Zones of Regulation.



Zones of Regulation			
Blue	Green	Yellow	Red
			
Low	Happy	Wobbly	Angry
Running Slow	Good to Go	Caution	STOP
unhappy tired withdrawn tearful	positive proud calm focused	excited nervous frustrated annoyed	mad furious yelling aggressive

The children are working hard to follow our rules and routines in Raccoon class. We have noted some super learning behaviours when sitting on the carpet for whole class teaching.

Phonics learning has begun - please see the reverse to know which sounds your child has learnt last week and what is be taught this week.

Congratulations to Emmerich and Daphne on receiving our star learner awards last week.











Please ensure relatives activate their Tapestry accounts ASAP - if you need help, please ask.









Don't forget individual school photographs are being taken this Friday 23<sup>rd</sup> September.

Our class page on the school website is regularly updated - please check there for further information.

## Week beginning: 12<sup>th</sup> September 2022

Grapheme and mnemonic	Picture card	Pronunciation phrase	Formation phrase
 s	 snake	Show your teeth and let the s hiss out <b>ssssss</b>	Under the snake's chin, slide down and round its tail.
 a	 astronaut	Open your mouth wide and make the <b>a</b> sound at the back of your mouth <b>aaa</b>	Around the astronaut's helmet and down into space.
 t	 tiger	Open your lips; put the tip of your tongue behind your teeth and press <b>ttt</b>	From the tiger's nose to its tail, then follow the stripe across the tiger.
 p	 penguin	Bring your lips together, push them open and say <b>ppp</b>	Down the penguin's back, up and around its head.

## Week beginning: 20<sup>th</sup> September 2022

Grapheme and mnemonic	Picture card	Pronunciation phrase	Formation phrase
 i	 iguana	Pull your lips back and make the <b>i</b> sound at the back of your mouth <b>iii</b>	Down the iguana's body, then draw a dot [on the leaf] at the top.
 n	 net	Open your lips a bit, put your tongue behind your teeth and make the <b>nnnnn</b> sound <b>nnnnn</b>	Down the stick, up and over the net.
 m	 mouse	Put your lips together and make the <b>mmmmm</b> sound <b>mmmm</b>	Down, up and over the mouse's ears, then add a flick on the nose.
 d	 duck	Put your tongue to the top and front of your mouth and make a quick <b>d</b> sound <b>ddd</b>	Round the duck's body, up to its head and down to its feet.